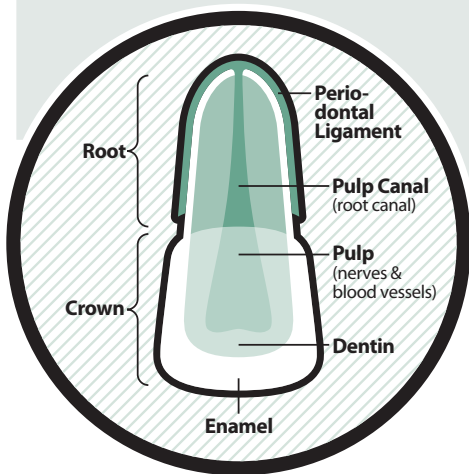


# Emergency Treatment of Dental Injuries



## Fracture (broken tooth)

- If tooth is totally broken in half, save the broken portion by:
  - ★ **Best:** place tooth in Hank's balanced saline solution
  - 2nd Best:** place tooth in cold milk.
  - 3rd Best:** wrap tooth in saline soaked gauze
  - 4th Best:** place tooth in cup of water.
- Stabilize portion in mouth by gently biting towel or handkerchief to control bleeding.
- Should extreme pain occur, limit contact with other teeth, air or tongue. Pulp nerve may be exposed, which is extremely painful to patient.
- Immediately transport patient and tooth fragments to oral surgeon or dentist.



## Avulsion (entire tooth knocked out)

- Avoid additional trauma to tooth while handling.
  - Do not** handle a tooth by the root.
  - Do not** brush or scrub the tooth.
  - Do not** sterilize tooth.
- If debris is on tooth, gently rinse with water.
- If possible, reimplant tooth and stabilize by biting down gently on a towel or handkerchief. Do this only if student is alert and conscious.
- If unable to reimplant:
  - ★ **Best:** place tooth in Hank's balanced saline solution
  - 2nd Best:** place tooth in cold milk.
  - 3rd Best:** wrap tooth in saline soaked gauze
  - 4th Best:** place tooth in cup of water.
- Time is very important.** Reimplantation within 30 minutes has the highest degree of success rate. Transport immediately to oral surgeon or dentist.



## Luxation (tooth in socket, but wrong position)



**Lateral Displacement**  
(tooth pushed back or pulled forward)

—OR—

**Extruded Tooth**  
(upper tooth hangs down and/or lower tooth raised up)

- Try to reposition tooth in socket using finger pressure.
- Patient may require local anesthetic to reposition tooth. Stabilize tooth by gently biting on towel or handkerchief.
- Transport immediately to oral surgeon or dentist.



**Intruded Tooth**  
(tooth pushed into gum, looks short)

- Do nothing, avoid repositioning tooth.
- Transport immediately to oral surgeon or dentist.



Riverside Oral Surgery



OFFICIAL ORAL SURGEONS OF THE NEW JERSEY DEVILS



# Riverside Oral Surgery

---

## Bergen County

**River Edge Office**  
130 Kinderkamack Road  
Suite 204  
River Edge, NJ 07661  
 201 487 6565

**Westwood Office**  
333 Old Hook Road  
Suite 100  
Westwood, NJ 07675  
 201 664 2324


**Englewood Office**  
300 Grand Avenue  
Suite 102  
Englewood, NJ 07631  
 201 894 0888

---

## Essex County

**Livingston Office**  
209 South Livingston Ave  
Suite 2  
Livingston, NJ 07039  
 973 992 4750

**West Caldwell Office**  
33 Clinton Road  
Suite 101  
West Caldwell, NJ 07006  
 973 575 8575

**West Orange Office**  
101 Old Short Hills Road  
PH 2  
West Orange, NJ 07052  
 973 736 7616

---

## Morris County

**Chatham Office**  
33 Main Street  
Suite 201  
Chatham, NJ 07928  
 973 635 5800


**Parsippany Office**  
199 Baldwin Road  
Suite 240  
Parsippany, NJ 07054  
 973 335 3777

---

## Middlesex County

**Edison Office**  
80 NJ-27  
Edison, NJ 08820  
 732 548 1220

**Edison Clark Office**  
1857 Oak Tree Road  
Edison, NJ 08820  
 732 548 7824

**South Plainfield Office**  
1907 Park Ave, Suite 201  
South Plainfield, NJ 07080  
 908 757 4122